


How to Plan a Sweet 15 (Quinceanera) Party


By: Stephanie Nino

TECM 2700.003





Quinceanera.....	1
12 months before	3
11 months before	5
10 months before	7
9 months before	9
8 months before	11
7 months before	13
3 months before	15
The Day of the Party	17
INDEX	19



Quinceanera

This manual is about how to plan a Sweet 15 party or Quinceanera. I propose to plan it over a 12 month period. This will give enough time to have everything ready for the big day. You want to have everything ready in advance so that the day runs smoothly and everything is perfect to the party girl. For the Quinceanera you will need:

- Ⓢ Dress
- Ⓢ Dress Alterations
- Ⓢ Shoes
- Ⓢ Crown
- Ⓢ Hair and Makeup
- Ⓢ Church ceremony
- Ⓢ Church decorations
- Ⓢ Salon
- Ⓢ Decorations
- Ⓢ Cadets
- Ⓢ DJ (8 hours)
- Ⓢ Food
- Ⓢ Carriage Ride
- Ⓢ Mariachi
- Ⓢ Photography and Video
- Ⓢ Cake
- Ⓢ Last Doll
- Ⓢ Invitations
- Ⓢ Party security

12 months before

The very first step is picking the month you want your Quinceanera to take place. It will usually be around your birthday or you may want to pick a month depending on the weather. The date may also depend on the availability of the Church and Reception location where you want your party to be celebrated. It is usually on the celebrated on weekends.

Once you have an idea on what date,

- 🌀 Start looking for the church. Make sure to complete all your religious requirements.
- 🌀 Start looking for the reception location.



11 months before

- ② Start looking at the different color packages we offer. This will be the theme/ color of the party. All the details will match these colors. (examples shown below)
- ② Think about how many quests you want to invite.



10 months before

- Ⓢ Reserve the church and ceremony location. You will finalize the decision, so that a deposit can be made.
- Ⓢ Start looking for dresses. Remember the theme that you chose and everything should match.
- Ⓢ Start looking at invitations so that they can be specially made on time.



9 months before

- 🕒 Pick the invitations.
- 🕒 Start food tasting for the main entrée.
- 🕒 Book the cadets (escorts for the ceremony).




8 months before

- 🌀 Pick the photography package.
- 🌀 Pick the package which includes the shoes, crown, accessories, and last doll.
- 🌀 Set a date to take pictures for your invitations.



7 months before

- 📍 Pick out decorations for the salon and church.
- 📍 Pick the cake. Consider your guest count because you want to be able to feed everyone.
- 📍 Order the Cake.
- 📍 Book the DJ.



3 months before

- 🌀 Start cadet practice
- 🌀 Book the carriage ride.
- 🌀 Reserve the Mariachi band.
- 🌀 Start looking at makeup and hairstyle ideas. Make appointments for the morning of the big day.
- 🌀 Pick up dress and try it on to make sure it still fits properly. Take for alterations if necessary. You will need to try it on again about 2 weeks before the big day, just to make sure it fits the way you want it to. You may want to hit the gym so that you look radiant that day.



The Day of the Party

It's finally here! After a whole year of anxiously waiting...

- Ⓢ Make sure the church and reception are decorated.
- Ⓢ Make sure food will be delivered and caterers know how to get to the location.
- Ⓢ Make sure carriage driver knows where to pick up the Quinceanera.

Meanwhile Quinceaners should,

- Ⓢ Eat a good breakfast. (with all the nerves it may be all she eats all day)
- Ⓢ Get her makeup and hair done early.
- Ⓢ Get ready for the best day of her 15 years!



INDEX

Cadets, 1
Cake, 1, 13
Crown, 1
decorations, 1, 13
DJ, 1, 13
Dress, 1

Food, 1
Invitations, 1
Mariachi, 1, 15
Photography, 1
Salon, 1